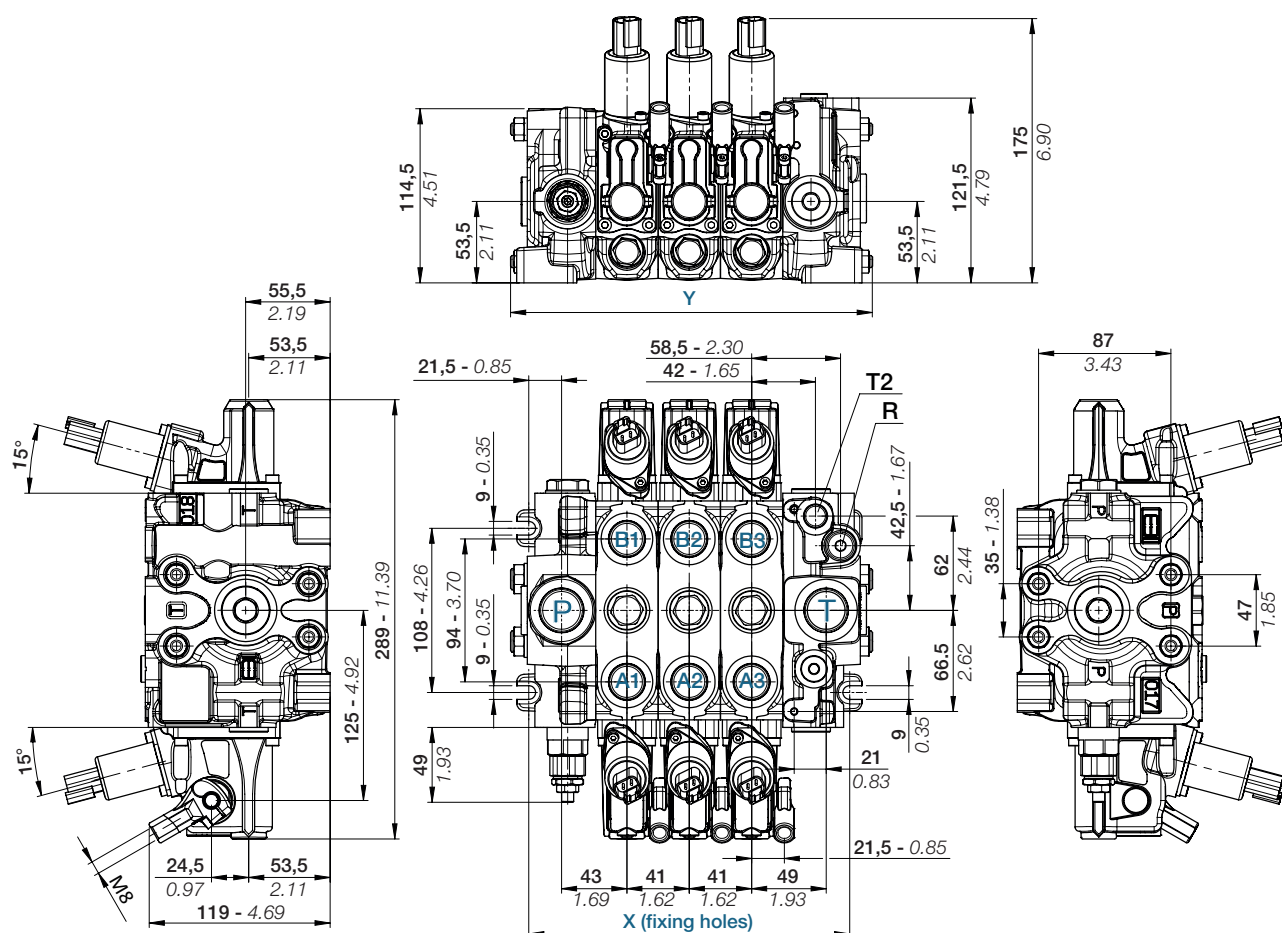


FUNCTIONS AND BENEFITS

- Parallel and tandem circuit available.
- Compact directional valve with low pressure losses.
- Interchangeable spools.
- Wide range of auxiliary valves on the ports.
- Availability of manual, pneumatic, hydraulic, and electrohydraulic actuations.

TECHNICAL DATA

Number of sections	1-12
Parallel spool stroke (mm-in)	7 [0.28]
Float spool extra stroke (mm-in)	4.5 [0.18]
Spool pitch (mm-in)	41 [1.62]
Spool diameter (mm-in)	16 [0.63]
Nominal flow (l/min-GPM)	100 [25]
Operating pressure (bar-psi)	350 [5000]



DIMENSIONS

The dimensional drawing represents a ECS10A/3 with electrohydraulic actuation and SAE connections.

TYPE	BSP (ISO 1179-1)	UN-UNF (ISO 11926-1)
INLET - P	G 1/2	7/8" - 14 UNF
Gauge connection	G 1/4	9/16" - 18 UNF
PORTS - A/B	G 1/2	7/8" - 14 UNF
Hydraulic pilot	G 1/4	9/16" - 18 UNF
Pneumatic pilot	G 1/8	NPTF 1/8-27
OUTLET - T/T1	G 3/4	1"1/16 - 12 UNF

TYPE	X (mm / in)	Y (mm / in)
ECS10A/1	129 - [5.08]	156 - [6.15]
ECS10A/2	179 - [6.70]	197 - [7.76]
ECS10A/3	211 - [8.31]	238 - [9.38]
ECS10A/4	252 - [9.93]	279 - [10.99]
ECS10A/5	293 - [11.54]	320 - [12.61]
ECS10A/6	334 - [13.16]	361 - [14.22]
ECS10A/7	375 - [14.77]	402 - [15.84]
ECS10A/8	416 - [16.39]	443 - [17.45]
ECS10A/9	457 - [18.01]	484 - [19.07]
ECS10A/10	498 - [19.62]	525 - [20.69]
ECS10A/11	539 - [21.24]	566 - [22.30]
ECS10A/12	580 - [22.85]	607 - [23.92]



EBI MOTION CONTROLS S.r.l
 Via Andrea Costa 11/2, 40057
 Cadriano, Fraz. di Granarolo
 dell'Emilia (BO)
 Tel. +39 051.0188.800
 Fax 051.701.093
www.ebimc.com
info@ebimc.com

ECS10A

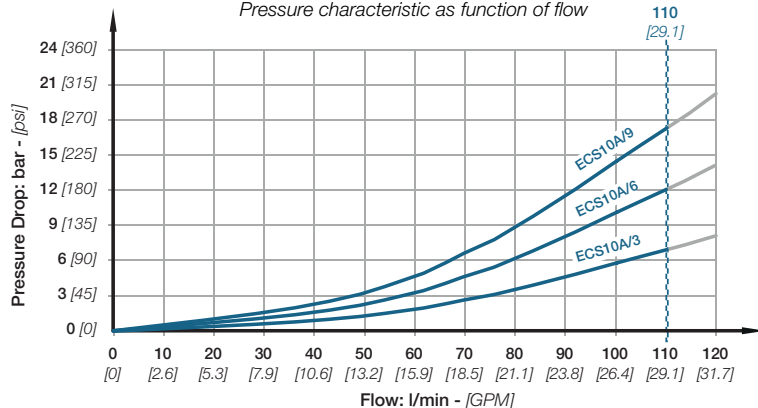
Sectional directional control valve



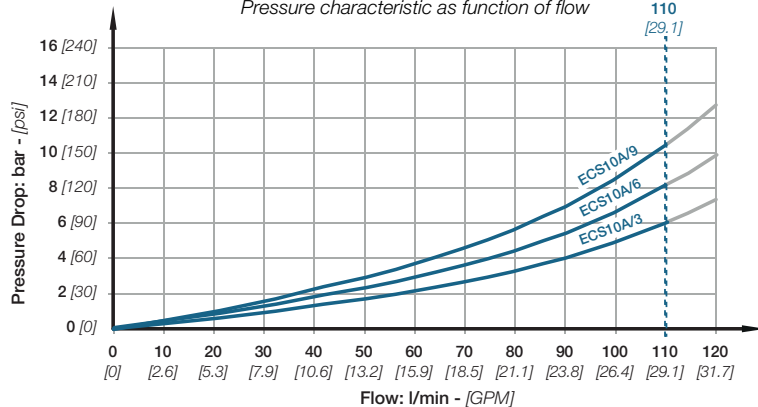
TYPICAL CURVES

All performances are obtained using mineral based hydraulic oil 46 cSt viscosity at 40°C (ISO VG46 viscosity class). All ECS10A go through functional testing at these conditions before shipment.

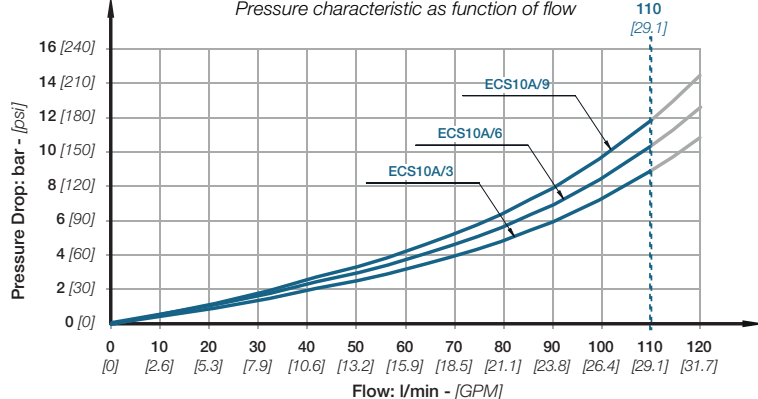
Performance data - Pressure Drop (P-T)
Pressure characteristic as function of flow



Performance data - Pressure Drop (A/B-T)
Pressure characteristic as function of flow



Performance data - Pressure Drop (P-A/B)
Pressure characteristic as function of flow



APPLICATIONS

EBI motion controls provides a broad choice of directional control valves expertly developed and tested to meet different market sectors' needs.

ECS10A are suited for specialized applications for a variety of mobile equipment such as:



OPTIONAL FEATURES

- The mechanical joystick control and the double side actuation are available on request.
- All outlet section ECS10A can be easily transformed from simple T port to HPCO configuration just by installing two conic plugs.
- On request all ECS10A directional control valves by EBI can be delivered painted (RAL 9005 black primer).
- To improve performance and controllability, a full range of hydraulic remote controls (joysticks and foot pedals) is available (see ESJ01A, ESJ02A, ESP02B, ect.)