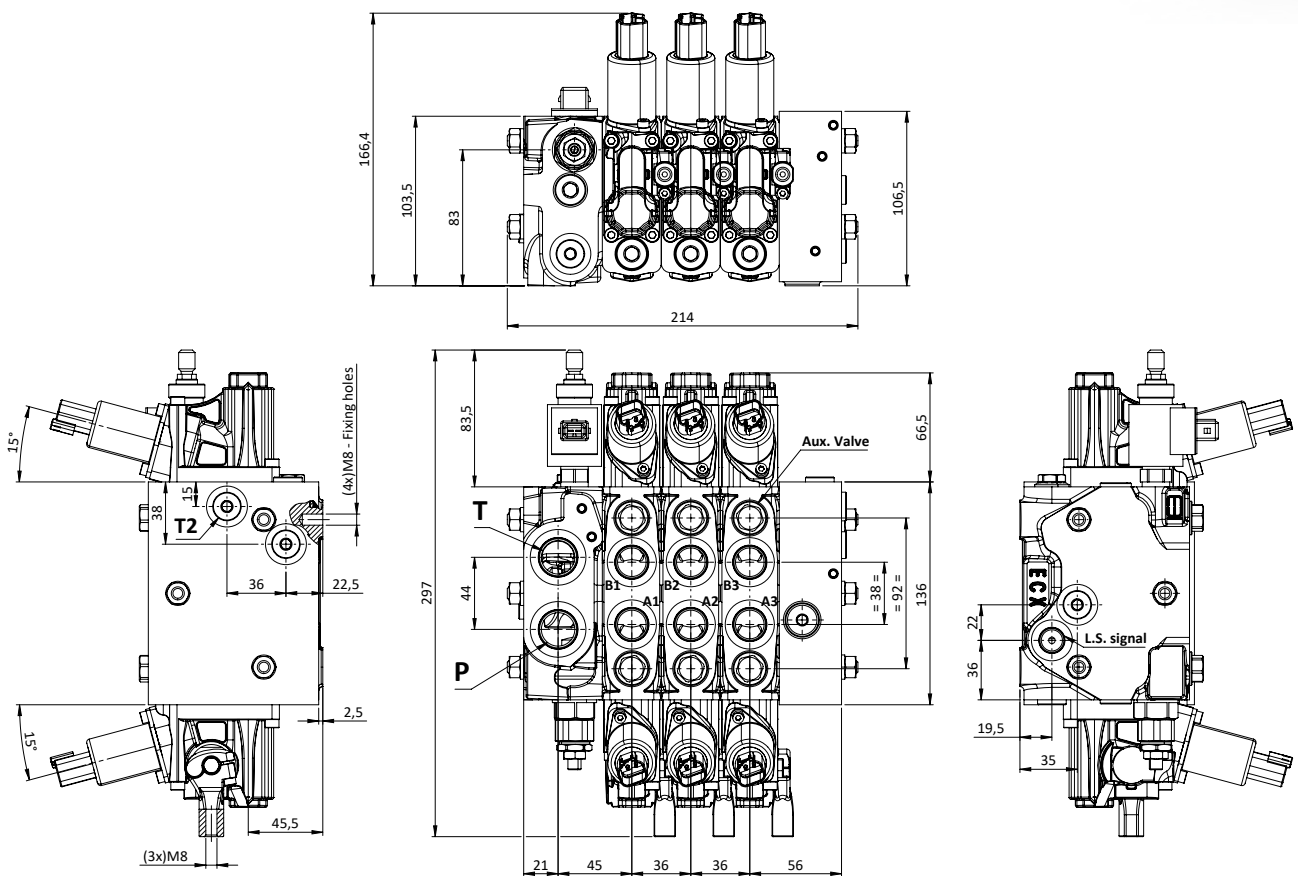


FUNCTIONS AND BENEFITS

- Post & pre compensated L.S.
- Pre-arranged for close & open circuit.
- Compact directional valve with low pressure losses.
- Interchangeable spools.
- Wide range of auxiliary valves on working ports.
- Availability of manual, pneumatic, hydraulic, EHP proportional (can-bus) actuations.

TECHNICAL DATA

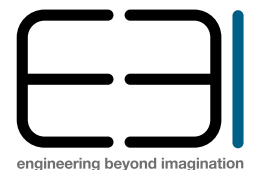
Number of sections	1-12
Spool pitch (mm-in)	36 [1.4]
Nominal inlet flow (l/min-GPM)	120 [32]
Stand-by pressure (bar-psi)	14 [200]
Work port flow (l/min-GPM)	100 [26]
Inlet working pressure (bar-psi)	350 [5100]
Section working pressure (bar-psi)	380 [5500]



DIMENSIONS

The dimensional drawing represents a ECX08A/3 with electrohydraulic actuation, SAE connections.

TYPE	BSP (ISO 1179-1)	UN-UNF (ISO 11926-1)	TYPE	X (mm / in)	MANUAL	ELECTROHYDRAULIC
					Y (mm / in)	Y (mm / in)
INLET	G 1/2"	7/8"-14 SAE10	ECX08A/1	85 - [3.3]	129 - [5.1]	139 - [5.5]
	G 3/4"	1"1/16-12 SAE12	ECX08A/2	121 - [4.7]	165 - [6.5]	175 - [6.9]
PORTS - A/B	G 3/8"	3/4"-16 SAE8	ECX08A/3	157 - [6.1]	201 - [7.9]	211 - [8.3]
	G 1/2"	7/8"-14 SAE10	ECX08A/4	193 - [7.6]	237 - [9.3]	247 - [9.7]
L.S. SIGNAL	G 1/4"	9/16"-18 SAE6	ECX08A/5	229 - [9.1]	273 - [10.7]	283 - [11.1]
Hydraulic port	G 1/4"	9/16"-18 SAE6	ECX08A/6	265 - [10.4]	309 - [12.2]	319 - [12.6]
			ECX08A/7	301 - [11.9]	345 - [13.6]	355 - [14]
Pneumatic port	G 1/8"	NPTF 1/8-27	ECX08A/8	337 - [13.3]	381 - [15]	391 - [15.4]
			ECX08A/9	373 - [14.7]	417 - [16.4]	427 - [16.9]
OUTLET	G 3/4" / G1"	7/8"-14 SAE10 1"1/16-12 SAE12	ECX08A/10	409 - [16.1]	453 - [17.8]	463 - [18.2]
			ECX08A/11	445 - [17.5]	489 - [19.3]	499 - [19.7]
			ECX08A/12	481 - [21.9]	525 - [21.2]	535 - [21.6]



ECX08A

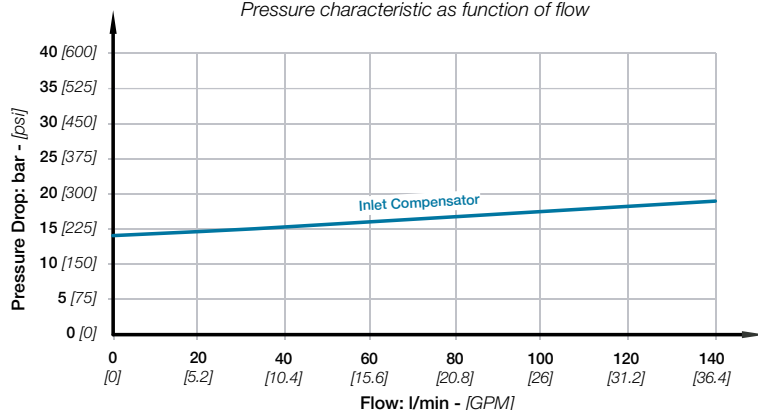
Proportional pre/post compensated load sensing valve



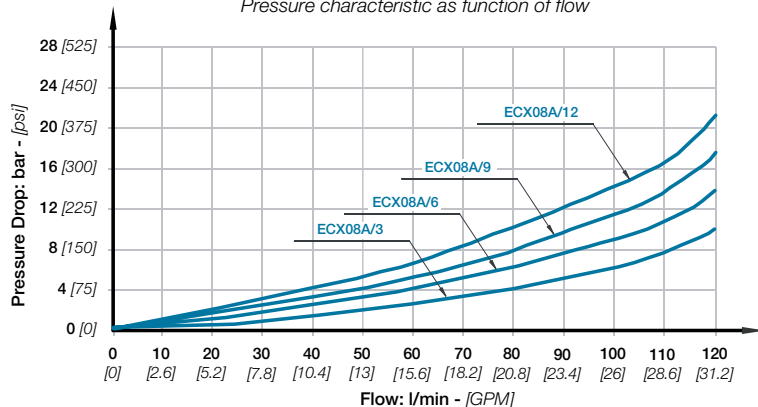
TYPICAL CURVES

All performances are obtained using mineral based hydraulic oil 46 cSt viscosity at 40°C (ISO VG46 viscosity class).

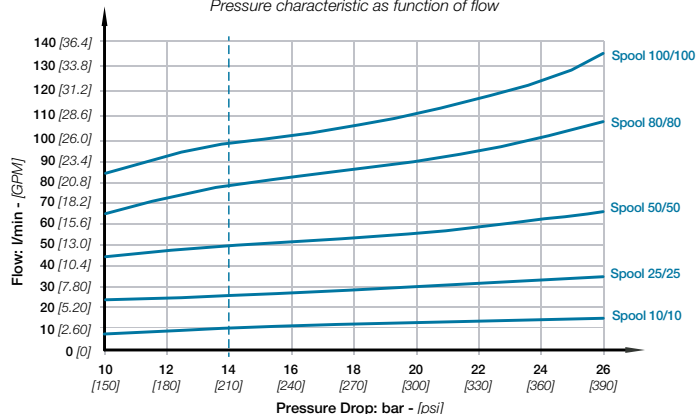
Inlet compensator - Pressure Drop (P-T)
Pressure characteristic as function of flow



Performance data - Pressure Drop (A/B-T)
Pressure characteristic as function of flow



Post Compensated spool flow with variable displacement pump
Pressure characteristic as function of flow



APPLICATIONS

EBI motion controls provides a broad choice of directional control valves expertly developed and tested to meet different market sectors' needs.

ECX08A are suited for specialized applications for a variety of mobile equipment such as:



OPTIONAL FEATURES

- The mechanical joystick control and the double side actuation are available on request.
- Interchangeable spool actuation with ECS08A.
- On request all ECX08A directional control valves by EBI can be painted (RAL 9005 black primer).
- To improve performance and controllability, a full range of hydraulic and electronic remote controls (joysticks, foot pedals and control units) are available.