



ECX06A

Proportional pre/post compensated load sensing valve

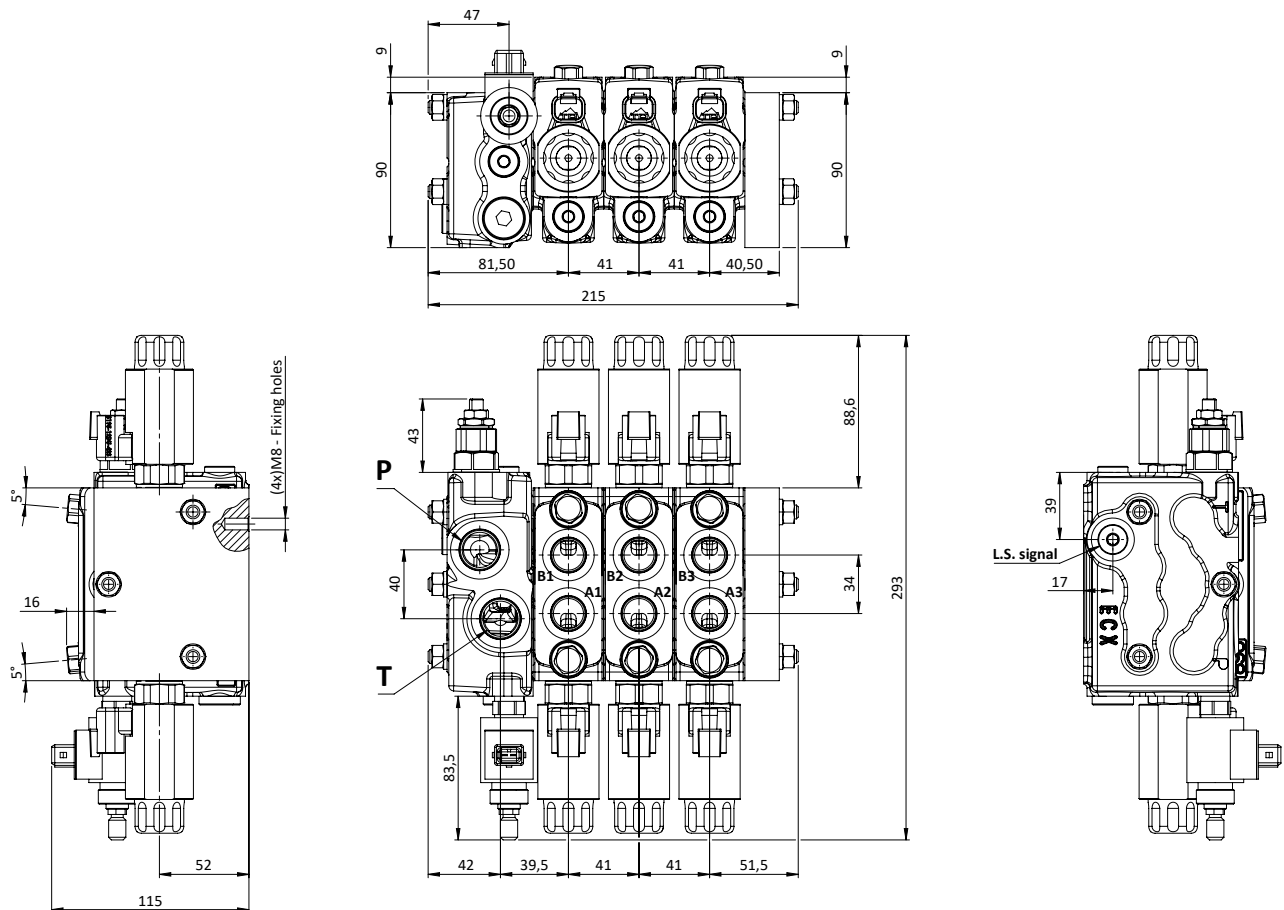
DT.ECX06A.00

FUNCTIONS AND BENEFITS

- Post & pre compensated L.S.
- Pre-arranged for close & open circuit.
- Directional valve with low pressure losses.
- Interchangeable spools.
- Wide range of auxiliary valves on working ports.
- Availability of electric on-off, electric proportional, EHP proportional (can-bus) actuation.

TECHNICAL DATA

Number of sections	1-8
Spool pitch (mm-in)	41 [1.7]
Nominal inlet flow (l/min-GPM)	80 [21]
Work port flow (l/min-GPM)	50 [13]
Stand-by pressure (bar-psi)	14 [200]
Inlet working pressure (bar-psi)	300 [4400]
Section working pressure (bar-psi)	300 [4400]

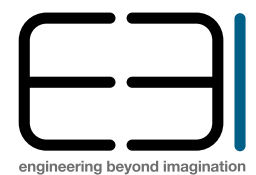


DIMENSIONS

The dimensional drawing represents a ECX06A/3 with electrohydraulic actuation, SAE connections.

TYPE	BSP	UN-UNF
	(ISO 1179-1)	(ISO 11926-1)
INLET - P	G 3/8"	3/4"-16 SAE8
	G 1/2"	7/8"-14 SAE10
PORTS - A/B	G 3/8"	3/4"-16 SAE8
	G 1/2"	7/8"-14 SAE10
L.S SIGNAL	G 1/4"	9/16"-18 SAE6
OUTLET	G 3/8"	3/4"-16 SAE8
	G 1/2"	7/8"-14 SAE10


TYPE	X (mm / in)	MANUAL	ELECTROHYDRAULIC
		Y (mm / in)	Y (mm / in)
ECX06A/1	86.5 - [34.1]	133 - [5.2]	143 - [5.7]
ECX06A/2	131 - [5.1]	175 - [6.9]	185 - [7.3]
ECX06A/3	172 - [6.8]	216 - [8.5]	226 - [8.9]
ECX06A/4	213 - [8.4]	257 - [10.1]	267 - [10.5]
ECX06A/5	254 - [10.0]	298 - [11.7]	308 - [12.1]
ECX06A/6	295 - [11.7]	339 - [13.3]	349 - [13.7]
ECX06A/7	336 - [13.2]	380 - [15.0]	390 - [15.4]
ECX06A/8	377 - [14.8]	421 - [16.6]	431 - [17.0]



EBI MOTION CONTROLS
 Operational HQ - Legal HQ
 Via Andrea Costa, 11/2
 40057 Cadriano
 Granarolo dell'Emilia (Bo) - Italy
www.ebimc.com

ECX06A

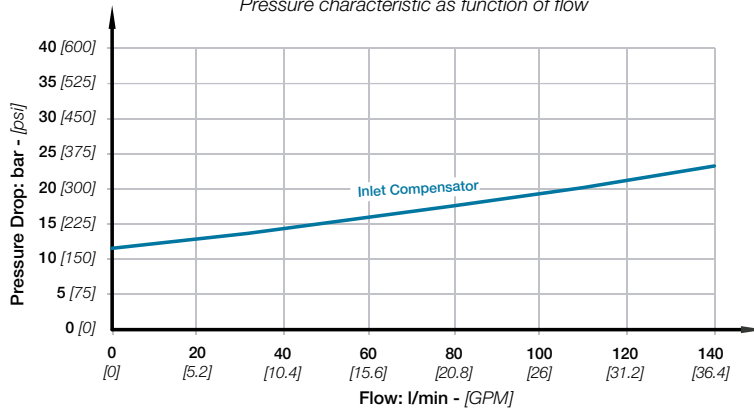
Proportional pre/post compensated load sensing valve



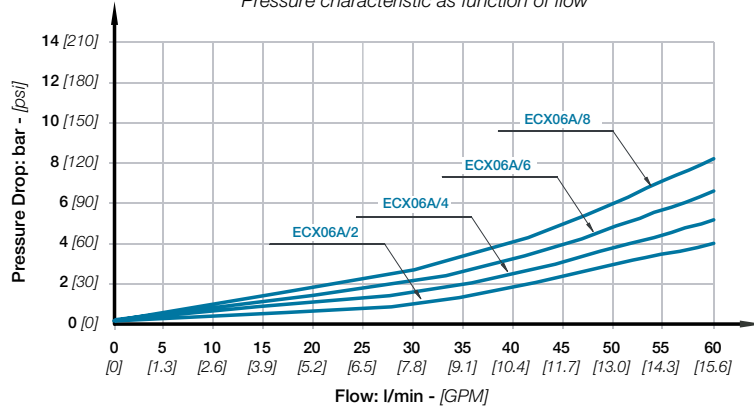
TYPICAL CURVES

All performances are obtained using mineral based hydraulic oil 46 cSt viscosity at 40°C (ISO VG46 viscosity class).

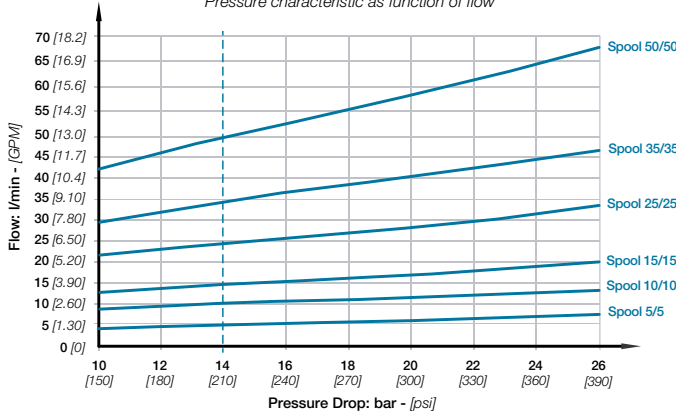
Inlet compensator - Pressure Drop (P-T)
Pressure characteristic as function of flow



Performance data - Pressure Drop (A/B-T)
Pressure characteristic as function of flow



Post Compensated spool flow with variable displacement pump
Pressure characteristic as function of flow



APPLICATIONS

EBI motion controls provides a broad choice of directional control valves expertly developed and tested to meet different market sectors' needs.

ECX06A are suited for specialized applications for a variety of mobile equipment such as:



OPTIONAL FEATURES

- On request all ECX06A directional control valves by EBI can be painted (RAL 9005 black primer).
- To improve performance and controllability, a full range of hydraulic and electronic remote controls (joysticks, foot pedals and control units) are available.