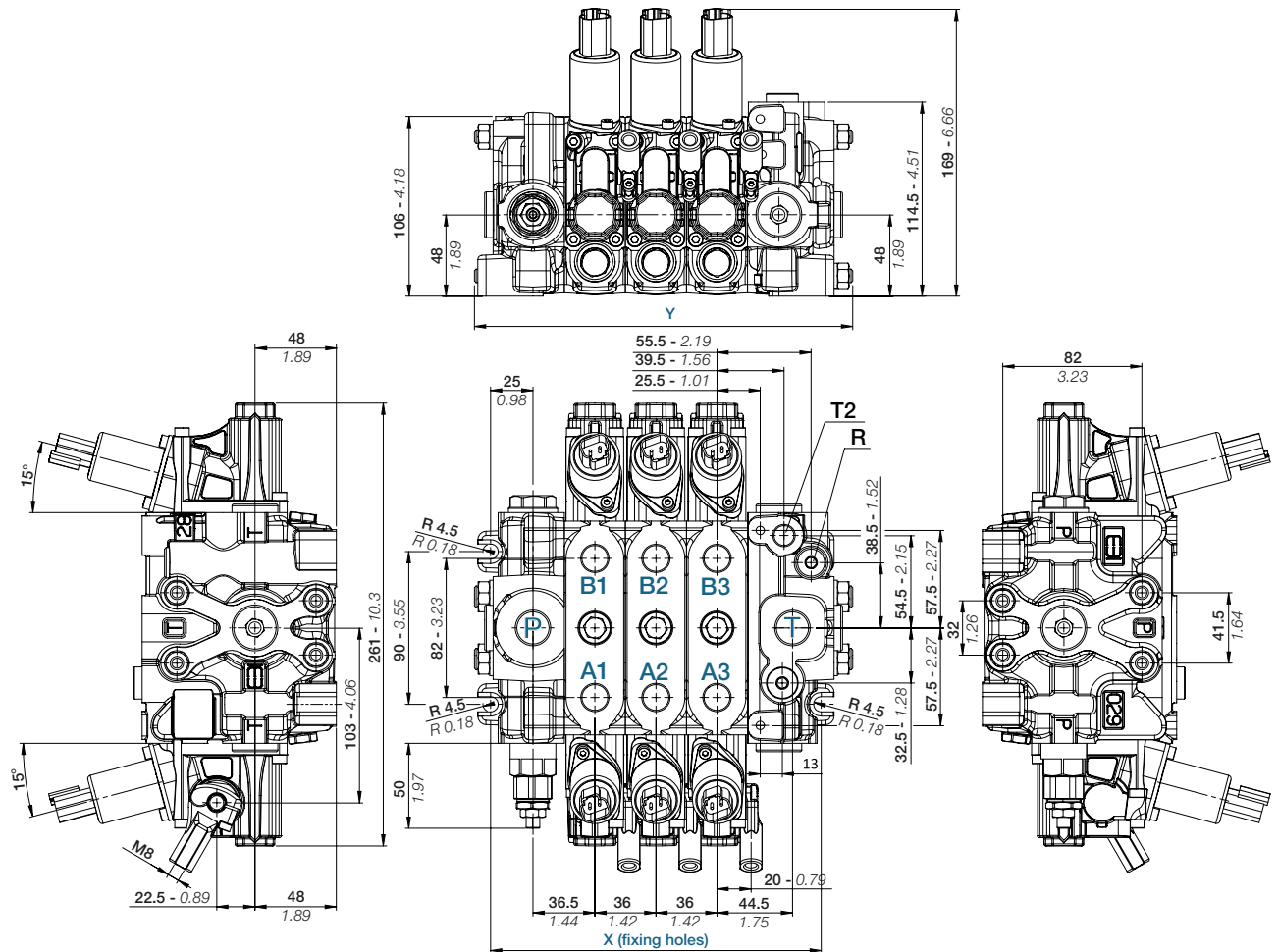


### FUNCTIONS AND BENEFITS

- Parallel and tandem circuit available.
- Compact directional valve with low pressure losses.
- Interchangeable spools.
- Wide range of auxiliary valves on the ports.
- Availability of manual, pneumatic, hydraulic, and electrohydraulic actuations.

### TECHNICAL DATA

Number of sections .....	<b>1-12</b>
Parallel spool stroke (mm-in) .....	<b>6</b> [0.24]
Float spool extra stroke (mm-in) .....	<b>5</b> [0.20]
Spool pitch (mm-in) .....	<b>36</b> [1.42]
Spool diameter (mm-in) .....	<b>14</b> [0.55]
Nominal flow (l/min-GPM) .....	<b>50</b> [12]
Operating pressure (bar-psi) .....	<b>350</b> [5000]



### DIMENSIONS

The dimensional drawing represents a ECS08A/3 with electrohydraulic actuation and SAE connections.

TYPE	BSP (ISO 1179-1)	UN-UNF (ISO 11926-1)
INLET - P	G 3/8	3/4" - 16 UNF
Gauge connection	G 1/4	9/16" - 18 UNF
PORTS - A/B	G 3/8	3/4" - 16 UNF
Hydraulic pilot	G 1/4	9/16" - 18 UNF
Pneumatic pilot	G 1/8	NPTF 1/8-27
OUTLET - T/T1	G 1/2	7/8" - 14 UNF

TYPE	X (mm / in)	MANUAL Y (mm / in)	ELECTROHYDRAULIC Y (mm / in)
ECS08A/1	123 - [4.85]	142 - [5.60]	151 - [5.95]
ECS08A/2	159 - [6.26]	178 - [7.01]	187 - [7.37]
ECS08A/3	195 - [7.68]	214 - [8.43]	223 - [8.79]
ECS08A/4	231 - [9.10]	250 - [9.85]	259 - [10.21]
ECS08A/5	267 - [10.52]	286 - [11.27]	295 - [11.62]
ECS08A/6	303 - [11.94]	322 - [12.69]	331 - [13.04]
ECS08A/7	339 - [13.36]	358 - [14.11]	367 - [14.46]
ECS08A/8	411 - [16.19]	394 - [15.52]	403 - [15.88]
ECS08A/9	447 - [17.61]	430 - [16.94]	439 - [17.30]
ECS08A/10	483 - [19.03]	466 - [18.36]	475 - [18.72]
ECS08A/11	519 - [20.45]	502 - [19.78]	511 - [20.13]
ECS08A/12	555 - [21.87]	538 - [21.20]	547 - [21.55]

# ECS08A

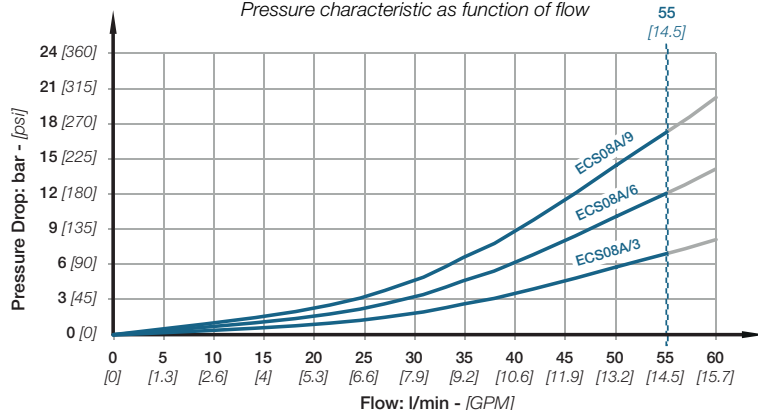
## Sectional directional control valve



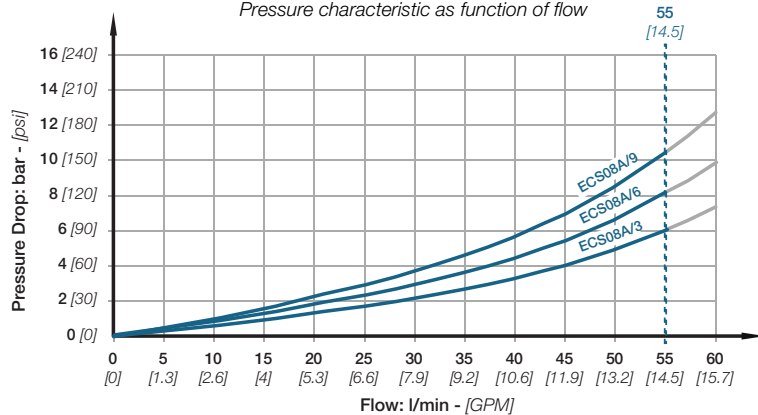
### TYPICAL CURVES

All performances are obtained using mineral based hydraulic oil 46 cSt viscosity at 40°C (ISO VG46 viscosity class). All ECS08A go through functional testing at these conditions before shipment.

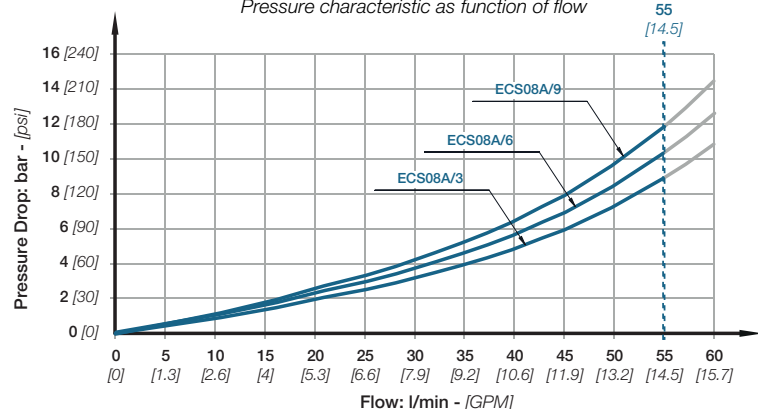
**Performance data - Pressure Drop (P-T)**  
Pressure characteristic as function of flow



**Performance data - Pressure Drop (A/B-T)**  
Pressure characteristic as function of flow



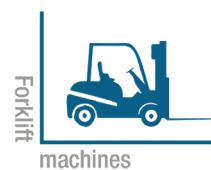
**Performance data - Pressure Drop (P-A/B)**  
Pressure characteristic as function of flow



### APPLICATIONS

EBI motion controls provides a broad choice of directional control valves expertly developed and tested to meet different market sectors' needs.

**ECS08A are suited for specialized applications for a variety of mobile equipment such as:**



### OPTIONAL FEATURES

- The mechanical joystick control and the double side actuation are available on request.
- All outlet section ECS08A can be easily transformed from simple T port to HPCO configuration just by installing two conic plugs.
- On request all ECS08A directional control valves by EBI can be delivered painted (RAL 9005 black primer).
- To improve performance and controllability, a full range of hydraulic remote controls (joysticks and foot pedals) is available (see ESJ01A, ESJ02A, ESP02B, ect.)